


Unlock the Magic of Summer: A Comprehensive Guide to Creating Your Own Reading Camp

Summertime, with its abundance of sunshine and leisurely days, provides the perfect opportunity for children to immerse themselves in the world of books. By organizing a summer reading camp, you can foster a love for reading in young minds while keeping them engaged and entertained during the long break from school. This comprehensive article will guide you through every step of creating a successful summer reading camp, from planning and preparation to implementation and evaluation.

Planning and Preparation

1. Set Objectives and Goals

Clearly define the objectives of your reading camp, whether it's to improve reading fluency, expand vocabulary, or cultivate a passion for literature. Establish specific goals that will be used to measure the success of the camp.



Camp Summer Read: How to Create Your Own Summer Reading Camp by C. Kay Gooch

★★★★☆ 4.3 out of 5

Language : English

File size : 2286 KB

Text-to-Speech: Enabled

Screen Reader: Supported

Word Wise : Enabled

Print length : 126 pages



2. Choose a Theme and Age Group

Select a theme that will capture the interest of your target age group. Consider topics such as adventure, mystery, science fiction, or fantasy. Determine the age range of participants to ensure appropriate activities and materials.

3. Recruit Camp Staff

Enlist the support of enthusiastic and qualified camp staff, including teachers, librarians, or volunteers with a love for reading and a desire to inspire young minds.

4. Secure a Location

Choose a location that provides a comfortable and stimulating environment for reading. Consider libraries, schools, community centers, or parks with ample space and natural light.

5. Gather Materials

Gather an abundance of high-quality books that cater to the theme and interests of the participants. Include a mix of genres, including fiction, non-fiction, poetry, and graphic novels.

Implementation

1. Establish a Daily Schedule

Create a daily schedule that balances reading activities with interactive games, discussions, and outdoor time. Allow plenty of time for individual

reading, group discussions, and creative writing exercises.

2. Conduct Engaging Activities

Plan engaging activities that promote reading comprehension, critical thinking, and creativity. These may include book discussions, author visits, literacy-based games, and writing workshops.

3. Foster a Love of Reading

Encourage participants to explore a variety of genres and authors. Introduce them to new and exciting books that will ignite their imaginations. Create a positive and supportive environment where reading is celebrated and enjoyed.

4. Provide Individualized Support

Cater to the individual needs of each participant by providing individualized reading assessments and tailored recommendations. Offer support to struggling readers through small group instruction or one-on-one assistance.

5. Integrate Technology

Incorporate technology to enhance the reading experience, such as using e-books, online databases, and interactive reading apps. Ensure that technology is used as a tool to support reading goals rather than a distraction.

Evaluation

1. Observe and Document Progress

Throughout the camp, observe and document the progress of participants. Track their reading levels, vocabulary growth, and overall engagement.

2. Collect Feedback

Gather feedback from participants, parents, and staff to evaluate the effectiveness of the camp. Use feedback to make improvements for future iterations.

3. Measure Outcomes

Use pre- and post-camp assessments to measure the impact of the camp on participants' reading abilities, attitudes towards reading, and vocabulary growth.

Additional Tips

1. Promote the Camp

Create a flyer or website to promote the camp and highlight its benefits. Reach out to local schools, libraries, and community groups to spread the word.

2. Provide Incentives

Offer small incentives to participants for reaching reading goals or demonstrating positive reading behaviors. This could include book prizes, certificates, or verbal recognition.

3. Collaborate with Parents

Involve parents in the camp by encouraging them to read aloud to their children and participate in camp activities. Provide parents with updates on their child's progress and suggest ways to support their reading at home.


4. Foster a Community

Create a sense of community among participants by organizing group activities such as book clubs, reading buddies, or shared reading experiences.

5. Seek Funding

If necessary, explore funding opportunities from local businesses, foundations, or government grants to support the camp and provide scholarships for low-income families.

Creating a summer reading camp is an enriching experience that fosters a love for reading in children while enhancing their academic skills. By following the steps outlined in this guide, you can successfully plan, implement, and evaluate a camp that will leave a lasting impact on the young minds you inspire. Remember, the magic of summer lies in the pages of books, and a summer reading camp is the perfect way to unlock that magic for countless children.



Camp Summer Read: How to Create Your Own Summer Reading Camp by C. Kay Gooch

★★★★☆ 4.3 out of 5

Language : English

File size : 2286 KB


Text-to-Speech: Enabled

Screen Reader: Supported

Word Wise : Enabled


Print length : 126 pages





Lords of the White Castle: A Comprehensive Analysis of Characters and Their Relationships

In the realm of literature, few novels have captured the intricacies of human relationships with such depth and resonance as *Lords of the White...*



Churchill Livingstone Medical Dictionary: An In-Depth Exploration for Healthcare Professionals

In the ever-evolving field of healthcare, precise and up-to-date medical knowledge is paramount for effective patient care. The Churchill...