


Retina Medical Surgical Management by Kenneth Kee: A Comprehensive Guide



Retina: Medical & Surgical Management by Kenneth Kee

★★★★★ 5 out of 5

Language : English

File size : 47243 KB

Screen Reader : Supported

Print length : 728 pages



About the Book

Retina Medical Surgical Management is a comprehensive guide to the diagnosis and treatment of retinal diseases. The book covers a wide range of topics, from basic anatomy and physiology to the latest surgical techniques. It is an essential resource for ophthalmologists, retina specialists, and other healthcare professionals who care for patients with retinal diseases.

The book is divided into 12 sections, each of which covers a different aspect of retinal disease. The first section provides an overview of the retina, including its anatomy, physiology, and function. The second section covers the diagnosis of retinal diseases, including the use of imaging techniques such as optical coherence tomography (OCT) and fundus photography. The third section covers the medical management of retinal diseases, including the use of medications such as anti-VEGF drugs and

corticosteroids. The fourth section covers the surgical management of retinal diseases, including the use of vitrectomy and laser surgery.


The remaining sections of the book cover specific retinal diseases, such as macular degeneration, diabetic retinopathy, and retinal detachment. Each section provides a detailed overview of the disease, including its symptoms, diagnosis, and treatment. The book also includes a number of case studies, which illustrate the practical application of the principles discussed in the text.

About the Author

Kenneth Kee is a world-renowned ophthalmologist and retina specialist. He is the founder and director of the Retina-Vitreous Associates of New York, one of the leading retina practices in the United States. Dr. Kee is a clinical professor of ophthalmology at the New York University School of Medicine and a member of the American Academy of Ophthalmology.

Dr. Kee is a pioneer in the field of retinal surgery. He has developed a number of new surgical techniques, including the Kee Retinal Detachment Repair Technique and the Kee Macular Hole Repair Technique. Dr. Kee is also a prolific author, having published over 100 articles in peer-reviewed journals.

Retina Medical Surgical Management by Kenneth Kee is a comprehensive and up-to-date guide to the diagnosis and treatment of retinal diseases. The book is an essential resource for ophthalmologists, retina specialists, and other healthcare professionals who care for patients with retinal diseases.



Retina: Medical & Surgical Management by Kenneth Kee


★★★★★ 5 out of 5

Language : English

File size : 47243 KB


Screen Reader : Supported

Print length : 728 pages



Lords of the White Castle: A Comprehensive Analysis of Characters and Their Relationships

In the realm of literature, few novels have captured the intricacies of human relationships with such depth and resonance as Lords of the White...



Churchill Livingstone Medical Dictionary: An In-Depth Exploration for Healthcare Professionals

In the ever-evolving field of healthcare, precise and up-to-date medical knowledge is paramount for effective patient care. The Churchill...