


# Jacobean Embroidery: A Journey Through Its Forms and Fillings, Including Late Tudor

Jacobean embroidery, a flourishing art form during the reign of King James I of England (1603-1625), captivates with its intricate forms, evocative fillings, and the enduring influence of the Late Tudor era. As a continuation of the Elizabethan style, Jacobean embroidery reached new heights of artistry, reflecting the opulence and sophistication of its time.



## Jacobean Embroidery Illustrated - Its Forms and Fillings Including Late Tudor (Annotated) by Justin Thomas

★★★★☆ 4.1 out of 5

Language : English  
File size : 5360 KB  
Text-to-Speech : Enabled  
Screen Reader : Supported  
Enhanced typesetting : Enabled  
Print length : 92 pages



## Forms in Jacobean Embroidery

Jacobean embroidery showcases a diverse range of forms, each with its unique character and symbolism. Among the most prominent forms are:



**ATLAS EMBROIDERY  
& SCREEN PRINTING**

# Purchase Order Form

Screen  Embroidery PO# \_\_\_\_\_

Residential:

Commercial:

2309 SW 34th St, Ft. Lauderdale, FL 33312 Tel: 954-922-8743  
Screen Fax: 954-922-1212 • Embroidery Fax: 954-922-0233

Client: \_\_\_\_\_ Date: \_\_\_\_\_ Date Due: \_\_\_\_\_  
Contact Person: \_\_\_\_\_ Email: \_\_\_\_\_  
Job Name: \_\_\_\_\_ Telephone: \_\_\_\_\_ Fax: \_\_\_\_\_  
Address: \_\_\_\_\_ City/State/Zip: \_\_\_\_\_

## DESCRIPTIONS



Numbers: \_\_\_\_\_

Numbers: \_\_\_\_\_

Numbers: \_\_\_\_\_

### FRONT COLORS

1. \_\_\_\_\_ 5. \_\_\_\_\_  
2. \_\_\_\_\_ 6. \_\_\_\_\_  
3. \_\_\_\_\_ 7. \_\_\_\_\_  
4. \_\_\_\_\_ 8. \_\_\_\_\_

4 color process

### BACK COLORS

1. \_\_\_\_\_ 5. \_\_\_\_\_  
2. \_\_\_\_\_ 6. \_\_\_\_\_  
3. \_\_\_\_\_ 7. \_\_\_\_\_  
4. \_\_\_\_\_ 8. \_\_\_\_\_

4 color process

### OTHER COLORS

1. \_\_\_\_\_ 5. \_\_\_\_\_  
2. \_\_\_\_\_ 6. \_\_\_\_\_  
3. \_\_\_\_\_ 7. \_\_\_\_\_  
4. \_\_\_\_\_ 8. \_\_\_\_\_

4 color process

### GARMENT TYPE & SIZES

Garment Type: \_\_\_\_\_ SIM: \_\_\_\_\_  
Garment Color: \_\_\_\_\_ MED: \_\_\_\_\_  
YXS \_\_\_\_\_ YS \_\_\_\_\_ LG: \_\_\_\_\_  
YM \_\_\_\_\_ YL \_\_\_\_\_ XXL: \_\_\_\_\_  
YXL \_\_\_\_\_ XXXL: \_\_\_\_\_  
Total: \_\_\_\_\_

Special instruction: \_\_\_\_\_  
\_\_\_\_\_  
\_\_\_\_\_

SHIPPING  PICK UP   
Residential:  Commercial:   
**SEE ATTACHED SHIPPING REQUEST FORM:**  
**FORM AS DOWNLOADABLE PDF w/ PURCHASE ORDER**  
Same as Billing


- **Crew Work:** A form characterized by crewel stitches, creating raised and textured motifs. It often depicts naturalistic scenes of flowers, fruits, and animals.




- **Stump Work:** A three-dimensional form that uses padding and wire to create lifelike figures and objects. It was commonly used in naturalistic scenes and portraits.

# Needlepoint/ canvaswork

## Tent stitch



- **Tent Stitch:** A form that utilizes small, even stitches to create geometric patterns and motifs. It was often used as a background or filler in Jacobean embroidery.



- **Back Stitch:** A form that uses a series of backwards stitches to create outlines and details. It was commonly used in Jacobean embroidery to define motifs and add emphasis.




- **Satin Stitch:** A form that creates smooth, glossy surfaces using closely spaced parallel stitches. It was often used in Jacobean embroidery for flowers, leaves, and backgrounds.

### **Fillings in Jacobean Embroidery**

In addition to its distinctive forms, Jacobean embroidery is renowned for its elaborate fillings. These fillings add depth, texture, and symbolism to the overall design:



- **Seed Stitch:** A filling that resembles tiny seeds scattered across the fabric. It was commonly used in Jacobean embroidery to create texture and depth.




- **Fly Stitch:** A filling that forms small, loose loops reminiscent of flies. It was often used in Jacobean embroidery to create a delicate and airy effect.



- **Loop Stitch:** A filling that creates a series of small, elongated loops. It was commonly used in Jacobean embroidery to add texture and movement to motifs.





- **Brick Stitch:** A filling that forms a series of rows resembling bricks. It was often used in Jacobean embroidery to create a geometric and structured effect.



- **Turkey Stitch:** A filling that creates a series of small, knotted stitches. It was commonly used in Jacobean embroidery to add texture and interest to motifs.

### **Influence of Late Tudor Embroidery**

Jacobean embroidery emerged from the foundations of Late Tudor embroidery, which flourished during the reign of Queen Elizabeth I (1558-1603). Late Tudor embroidery shared many characteristics with Jacobean

embroidery, including an emphasis on naturalism, symbolism, and elaborate embellishments.

One notable difference between Jacobean and Late Tudor embroidery is the increased use of gold and silver threads in Jacobean embroidery. This reflects the growing opulence of the Jacobean court and the influence of foreign influences, such as Italian and Flemish embroidery.

## **Materials and Techniques**

Jacobean embroiderers used a wide range of materials to create their intricate designs. Silk and linen were the most common fabrics, while wool was often used for crewel work and stump work. Gold and silver threads, as well as semi-precious stones and beads, were frequently incorporated to add a touch of luxury and splendor.

Jacobean embroiderers employed a variety of techniques to achieve their desired effects. They used crewel stitches, tent stitches, back stitches, and satin stitches to create the forms and fillings of their designs. Padding and wire were used in stump work to create three-dimensional effects. Goldwork and silverwork techniques were also commonly employed.

## **Themes and Motifs in Jacobean Embroidery**

Jacobean embroidery often depicted a wide range of themes and motifs, including:

- **Nature:** Flowers, fruits, birds, and animals were popular motifs, symbolizing the beauty and abundance of the natural world.
- **Royalty:** Royal symbols, such as crowns, scepters, and the Tudor rose, were often incorporated into Jacobean embroidery to honor the

monarchy.

- **Religion:** Biblical scenes and religious symbols were common motifs, reflecting the strong religious beliefs of the time.
- **Love:** Hearts, flowers, and other romantic symbols were often depicted, expressing the emotions and desires of the embroiderer.
- **Power:** Symbols of power, such as swords, armor, and heraldic devices, were frequently used to signify the wearer's status and authority.

## **Legacy and Cultural Significance**

Jacobean embroidery has left an enduring legacy in the world of embroidery and decorative arts. Its influence can be seen in subsequent periods of embroidery, including Victorian embroidery and Arts and Crafts embroidery.


Today, Jacobean embroidery is highly sought after by collectors and enthusiasts. It is also studied by historians and art historians for its insights into the social, cultural, and artistic values of the Jacobean era.

Jacobean embroidery, with its intricate forms, evocative fillings, and the lasting influence of the Late Tudor era, stands as a testament to the artistry and craftsmanship of its time. It continues to captivate and inspire embroidery enthusiasts around the world, offering a glimpse into the rich history and heritage of this remarkable art form.

## **References**

1. Buhler, M. (2003). *Jacobean embroidery*. London: V&A Publications.


2. Clabburn, P. (2007). The Jacobean embroidery book. London: Search Press.
3. Grigsby, B. (2000). Jacobean embroidery: A practical guide to its techniques and stitches. London: Batsford.
4. Royal School of Needlework. (2021). Jacobean embroidery. [Website]. Retrieved from Royal School of Needlework.
5. Victoria and Albert Museum. (2021). Jacobean embroidery. [Website]. Retrieved from Victoria and Albert Museum.



## Jacobean Embroidery Illustrated - Its Forms and Fillings Including Late Tudor (Annotated) by Justin Thomas

★★★★☆ 4.1 out of 5

Language : English  
File size : 5360 KB  
Text-to-Speech : Enabled  
Screen Reader : Supported  
Enhanced typesetting : Enabled  
Print length : 92 pages



## Lords of the White Castle: A Comprehensive Analysis of Characters and Their Relationships

In the realm of literature, few novels have captured the intricacies of human relationships with such depth and resonance as Lords of the White...



## Churchill Livingstone Medical Dictionary: An In-Depth Exploration for Healthcare Professionals

In the ever-evolving field of healthcare, precise and up-to-date medical knowledge is paramount for effective patient care. The Churchill...