


Gospel Guitar Solos in DADGAD Tuning: A Comprehensive Guide

Prepare to embark on an enlightening journey into the realm of gospel guitar solos in DADGAD tuning. This comprehensive guide will ignite your passion for this captivating musical style, empowering you with an arsenal of techniques, exercises, and song examples to elevate your guitar playing to new heights.



The DADGAD Gospel: Gospel Guitar Solos in DADGAD

Tuning by El McMeen

★★★★★ 5 out of 5

Language : English

File size : 18308 KB

Print length : 49 pages

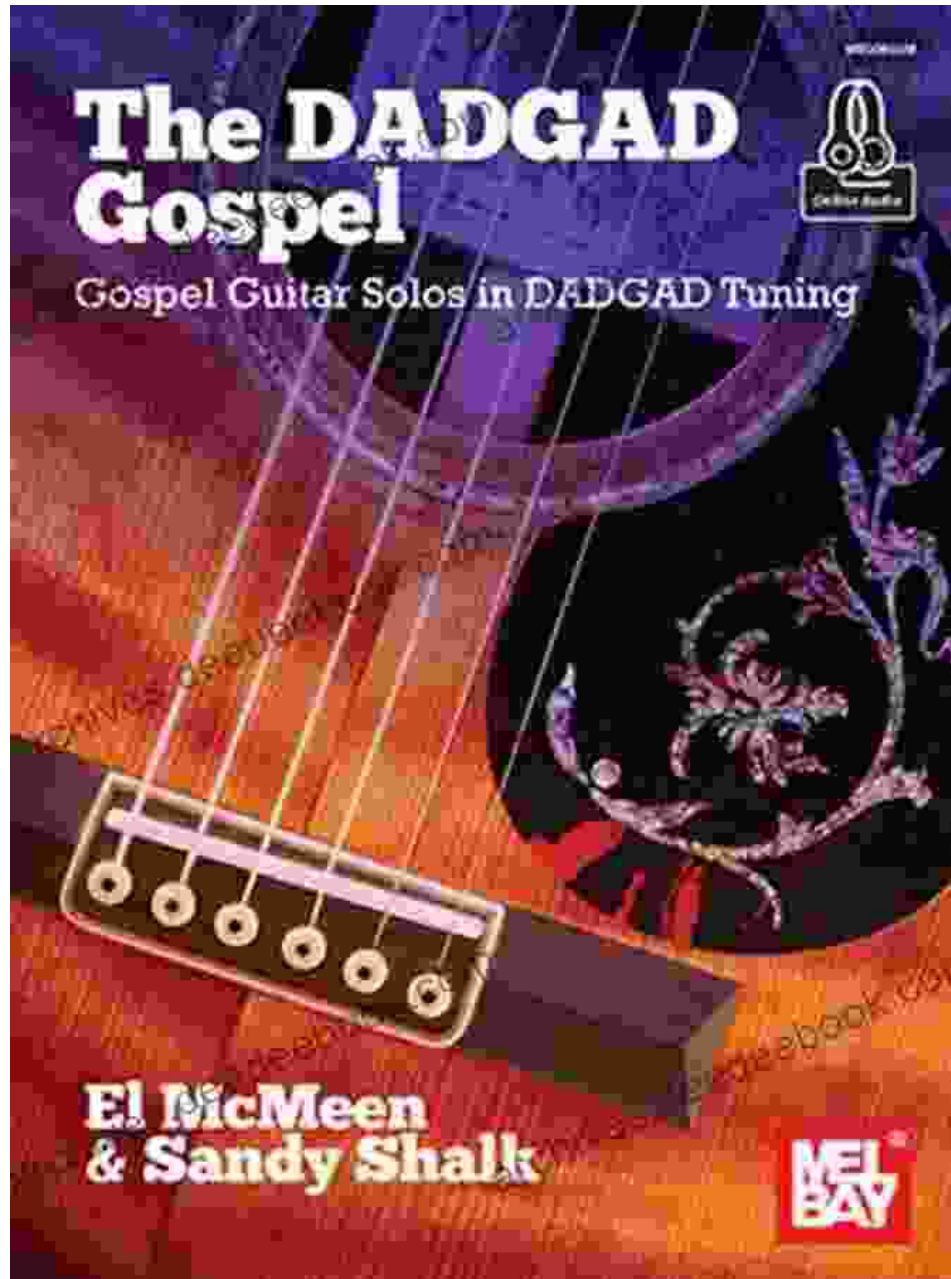
Lending : Enabled

Screen Reader : Supported



Understanding DADGAD Tuning

DADGAD tuning is an open tuning that has captivated guitarists around the world with its rich, resonant sound. By tuning the strings from lowest to highest as D-A-D-G-A-D, you unlock a world of harmonic possibilities. DADGAD opens up a vast array of voicings, making it ideal for fingerpicking, slide guitar, and open-string melodies.



Essential Techniques

Mastering gospel guitar solos in DADGAD tuning requires a strong foundation in several key techniques:

- **Fingerpicking:** This essential skill involves using your fingers to pluck individual strings, creating intricate melodies and rhythms. DADGAD

tuning lends itself beautifully to fingerpicking, allowing you to explore unique voicings and textures.

- **Slide Guitar:** Slide guitar adds a soulful, expressive touch to gospel solos. By placing a slide on your fretting hand and sliding it along the strings, you can create ethereal melodies and emulate the sound of a lap steel guitar.
- **Strumming:** Strumming provides the rhythmic foundation for gospel solos. In DADGAD tuning, strumming on the open strings produces a rich, full sound that can drive the music forward.

Exercises for Improvement

To enhance your gospel guitar soloing skills, regular practice is crucial. Here are some exercises to help you develop your technique:

- **Fingerpicking Warm-Ups:** Begin by practicing simple fingerpicking patterns on the open strings. Gradually increase the complexity and speed of your picking to build dexterity and coordination.
- **Slide Guitar Exercises:** Start with basic slide techniques, such as open string slides and single-note slides. As you progress, explore more advanced techniques like double stops and bends.
- **Strumming Patterns:** Practice a variety of strumming patterns to develop a strong rhythmic foundation. Experiment with different tempos and fingerings to create a diverse range of sounds.

Song Examples

To gain inspiration and learn from the masters, listen to the legendary gospel guitarists who have graced this style with their iconic solos:

- **Sister Rosetta Tharpe:** Known as the "Godmother of Rock 'n' Roll," Tharpe was a pioneer in gospel music and a virtuoso guitarist. Listen to her classic recordings like "Strange Things Happening Every Day" and "Didn't It Rain" to witness her fiery slide guitar solos.
- **Blind Willie Johnson:** A legendary blues and gospel guitarist, Johnson's emotive slide guitar playing is an inspiration to musicians worldwide. His haunting recordings, like "Dark Was the Night, Cold Was the Ground" and "Jesus Make Up My Dying Bed," showcase his soulful and expressive style.
- **Rev. Gary Davis:** A highly influential gospel and blues guitarist, Davis was known for his intricate fingerpicking techniques. His compositions, such as "Death Don't Have No Mercy" and "Samson and Delilah," feature beautiful and complex melodies.

Getting Started


To embark on your gospel guitar soloing journey in DADGAD tuning, you can refer to the following resources:

- **Online Tutorials:** Numerous online tutorials provide step-by-step guidance on DADGAD tuning, techniques, and exercises. Search for reputable guitar teachers or platforms that specialize in gospel guitar.
- **Books:** There are several excellent books available that can teach you the intricacies of gospel guitar. Consider investing in a comprehensive guide or a book focused specifically on DADGAD tuning.
- **Local Guitar Lessons:** If you prefer in-person instruction, search for guitar teachers in your area who specialize in gospel guitar or

DADGAD tuning. They can provide personalized guidance and feedback.

Embracing gospel guitar solos in DADGAD tuning will open up a world of musical possibilities. By mastering the essential techniques, practicing regularly, and drawing inspiration from the masters, you can elevate your guitar playing to new heights. Whether you're a seasoned guitarist or just beginning your journey, this guide will empower you to create soulful, expressive gospel guitar solos that move your audience and inspire your own musical growth.

Pick up your guitar, tune it to DADGAD, and let the music flow through you. The world of gospel guitar solos is waiting for you to explore its depths.



The DADGAD Gospel: Gospel Guitar Solos in DADGAD Tuning

by El McMeen

★★★★★ 5 out of 5

Language : English

File size : 18308 KB

Print length : 49 pages

Lending : Enabled

Screen Reader: Supported

FREE

DOWNLOAD E-BOOK





Lords of the White Castle: A Comprehensive Analysis of Characters and Their Relationships

In the realm of literature, few novels have captured the intricacies of human relationships with such depth and resonance as *Lords of the White...*



Churchill Livingstone Medical Dictionary: An In-Depth Exploration for Healthcare Professionals

In the ever-evolving field of healthcare, precise and up-to-date medical knowledge is paramount for effective patient care. The Churchill...