


Creating Incredible Lyrics for Your Songs: A Comprehensive Step-by-Step Guide

Words have the power to evoke emotions, tell stories, and create connections. When you combine them with melody, they become lyrics - the heart and soul of a song. Crafting compelling lyrics is an art form that requires a combination of inspiration, technique, and perseverance.



Writing Great Lyrics: Creating Incredible Lyrics For Your Songs (Step By Step Guide To Songwriting)

by Susan Hollister

★★★★☆ 4 out of 5

Language : English
File size : 2069 KB
Text-to-Speech : Enabled
Screen Reader : Supported
Enhanced typesetting : Enabled
Word Wise : Enabled
Lending : Enabled




In this comprehensive guide, we will take you through a step-by-step process to help you create incredible lyrics for your songs. You will learn the foundations of songwriting, explore the creative process, and discover practical tips and techniques to elevate your lyrics.

Step 1: Understanding Song Structure

Before you start writing, it's essential to have a solid understanding of song structure. Most popular songs follow a verse-chorus-verse structure:

- **Verse:** Presents the story or theme of the song.
- **Chorus:** The hook, repeated throughout the song, summarizing the main message.
- **Bridge:** Introduces a contrasting idea or perspective, often providing depth to the song.



Step 2: Finding Your Inspiration

Lyrics can be inspired by anything - a personal experience, a news story, or even a dream. To find your inspiration, try these techniques:

- **Keep a journal:** Note down thoughts, feelings, and observations that could spark ideas.
- **Read and listen widely:** Explore different genres, lyrics, and poetry to broaden your vocabulary and perspective.

- **Practice free writing:** Write down whatever comes to mind without judgment or editing.

Step 3: Developing Your Concept

Once you have an inspiration, it's time to develop a concept for your song. Ask yourself these questions:

- What is the main theme or message of the song?
- Who is the target audience?
- What emotions do you want to evoke?

Having a clear concept will help you stay focused during the songwriting process.

Step 4: Writing the Lyrics

Now comes the most critical part - writing the lyrics. Here are some tips:

1. **Start with the hook:** The chorus is the heart of the song, so write it first. Craft a catchy melody and memorable lyrics that will instantly grab the listener's attention.
2. **Develop the verses:** The verses tell the story of the song. Use vivid imagery, compelling metaphors, and specific details to create a relatable and engaging narrative.
3. **Create a bridge:** The bridge provides a break from the verse-chorus structure and often adds depth and nuance to the song. Experiment with different ideas and perspectives to make your bridge stand out.

4. **Pay attention to rhyme and rhythm:** While rhyming is not essential, it can add a pleasing flow to your lyrics. Experiment with different rhyme schemes and rhythms to find what works best for your song.

Step 5: Refining Your Lyrics

Once you have a draft of your lyrics, it's time to refine them. Here's how:

- **Read your lyrics aloud:** Listen for awkward phrasing, repetitive words, or anything that doesn't sound natural.
- **Get feedback:** Share your lyrics with trusted friends, family, or songwriting mentors for constructive criticism.
- **Don't be afraid to edit:** Sometimes, the best lyrics come from ruthless editing. Be willing to cut out unnecessary lines or rearrange verses to improve the flow.

Step 6: Collaborating with Others

Songwriting doesn't have to be a solo endeavor. Consider collaborating with others to bring fresh perspectives and new skills to the process.


When collaborating, remember the following:

- **Choose compatible collaborators:** Find people who share your musical vision and are excited about working together.
- **Communicate clearly:** Establish clear roles and expectations to avoid misunderstandings.
- **Be open to compromise:** Collaboration involves compromise. Be willing to listen to others' ideas and find solutions that work for

everyone.

Creating incredible lyrics is a journey that requires inspiration, technique, and perseverance. By following the steps outlined in this guide, you can unlock your songwriting potential and craft lyrics that captivate your audience and leave a lasting impression.

Remember, songwriting is a continuous process of learning and experimentation. Embrace the challenge, stay inspired, and never stop writing.



Writing Great Lyrics: Creating Incredible Lyrics For Your Songs (Step By Step Guide To Songwriting)

by Susan Hollister


★★★★☆ 4 out of 5

Language : English
File size : 2069 KB
Text-to-Speech : Enabled
Screen Reader : Supported
Enhanced typesetting : Enabled
Word Wise : Enabled
Lending : Enabled

FREE


DOWNLOAD E-BOOK





Lords of the White Castle: A Comprehensive Analysis of Characters and Their Relationships

In the realm of literature, few novels have captured the intricacies of human relationships with such depth and resonance as *Lords of the White...*



Churchill Livingstone Medical Dictionary: An In-Depth Exploration for Healthcare Professionals

In the ever-evolving field of healthcare, precise and up-to-date medical knowledge is paramount for effective patient care. The Churchill...