


Atlas of Surgical Correction of Female Genital Malformation: An In-Depth Guide

##



Atlas of Surgical Correction of Female Genital Malformation by Giulio Aniello Santoro

★★★★★ 5 out of 5

Language	: English
File size	: 9561 KB
Text-to-Speech	: Enabled
Screen Reader	: Supported
Enhanced typesetting	: Enabled
Print length	: 338 pages
Paperback	: 152 pages
Item Weight	: 1.74 pounds
Hardcover	: 436 pages



Female genital malformation (FGM) is a broad term used to describe a range of congenital or acquired anomalies affecting the female reproductive system. FGM can vary in severity from mild to severe and can significantly impact a woman's physical, emotional, and sexual health. Surgical correction is often necessary to address functional and aesthetic concerns associated with FGM.

The Atlas of Surgical Correction of Female Genital Malformation is a comprehensive resource that provides detailed guidance on the surgical management of FGM. This atlas is an essential tool for surgeons,

gynecologists, and other healthcare professionals involved in the care of women with FGM.

Key Features of the Atlas

The Atlas of Surgical Correction of Female Genital Malformation is a well-organized and visually appealing resource that includes the following key features:

- Over 500 high-quality illustrations and photographs that clearly demonstrate surgical techniques
- Step-by-step instructions for a wide range of surgical procedures, from simple to complex
- Detailed descriptions of the anatomy and physiology of the female reproductive system
- Case studies and clinical pearls that provide practical insights into the management of FGM
- Up-to-date information on the latest surgical techniques and technologies

Applications of the Atlas

The Atlas of Surgical Correction of Female Genital Malformation is a valuable resource for a variety of applications, including:

- Preoperative planning
- Intraoperative guidance
- Postoperative management

- Resident and fellow education
- Continuing medical education (CME)

Benefits of Using the Atlas

The Atlas of Surgical Correction of Female Genital Malformation offers several benefits to healthcare professionals, including:

- Improved surgical outcomes
- Reduced risk of complications
- Enhanced patient satisfaction
- Increased confidence in managing complex cases
- Stay up-to-date on the latest surgical techniques

The Atlas of Surgical Correction of Female Genital Malformation is a comprehensive and essential resource for healthcare professionals involved in the care of women with FGM. This atlas provides detailed guidance on surgical techniques, anatomy, physiology, and patient management. By utilizing the Atlas, surgeons and gynecologists can improve surgical outcomes, reduce complications, and enhance patient satisfaction.


Importance of Expert Guidance and Personalized Treatment Plans

It is important to note that surgical correction of FGM is a complex and individualized procedure. While the Atlas of Surgical Correction of Female Genital Malformation provides valuable guidance, it is essential to seek the advice of an experienced and qualified surgeon who can develop a personalized treatment plan based on the specific needs of each patient.

Expert guidance is crucial to ensure the best possible outcomes and minimize the risk of complications. A skilled surgeon will have the knowledge and experience to select the most appropriate surgical technique, anticipate potential challenges, and manage any complications that may arise.

Personalized treatment plans are essential to address the unique needs of each patient. These plans should consider the severity of the malformation, the patient's age and health, and her individual preferences. By tailoring the treatment plan to the specific circumstances of each patient, surgeons can optimize outcomes and improve the overall quality of life for women with FGM.

The Atlas of Surgical Correction of Female Genital Malformation is a valuable resource for healthcare professionals involved in the care of women with FGM. However, it is essential to emphasize the importance of expert guidance and personalized treatment plans for successful outcomes. By working closely with an experienced surgeon and developing a tailored treatment plan, patients can achieve the best possible results and improve their overall health and well-being.



Atlas of Surgical Correction of Female Genital

Malformation by Giulio Aniello Santoro

★★★★★ 5 out of 5


Language	: English
File size	: 9561 KB
Text-to-Speech	: Enabled
Screen Reader	: Supported
Enhanced typesetting	: Enabled
Print length	: 338 pages
Paperback	: 152 pages
Item Weight	: 1.74 pounds

Hardcover

: 436 pages


FREE

DOWNLOAD E-BOOK



Lords of the White Castle: A Comprehensive Analysis of Characters and Their Relationships

In the realm of literature, few novels have captured the intricacies of human relationships with such depth and resonance as *Lords of the White...*



Churchill Livingstone Medical Dictionary: An In-Depth Exploration for Healthcare Professionals

In the ever-evolving field of healthcare, precise and up-to-date medical knowledge is paramount for effective patient care. The Churchill...